

MCV

MCV 600



CRAFTING THE ROAD

THE ELITE

The best part of any delightful trip always starts on the road.

When you realize how those road hours set the tone for your passengers' whole trip, you will do whatever it takes to make them memorable.

It takes a top-tier, Elite vehicle to get people raving about the quality transportation they enjoy.

CRAFTING THE ROAD



CRAFTING THE ROAD





MORE FACILITIES

As for multimedia facilities, gone are the old DVD and radio CD devices, and a new MOD System with an Android software has come in place.

Of course this is not counting basic services and facilities like a WIFI connection, unique sound system, toilet, kitchenette with spacious 55 liter fridge, passenger and driver sleeping compartments, and a 50 liter fridge integrated into the dashboard.

NEXT, A TOUCH OF ELEGANCE

The Elite's dashboard is newly and uniquely designed to reflect a sleek, modern taste so that your bus driver can enjoy a most satisfying driving experience and get that sense of belonging to the vehicle.

SO, HOW CONVENIENT DOES IT GET?

To start off, the Elite gives you a superior edge over the local bus market as it boasts the largest luggage compartment measuring 12 cubic meters in capacity, which simply means extra room for bigger and more luggage and avoiding the damage of sensitive belongings as a result of cramming too many bags in a smaller space.

As you take a look inside, you see that the side glass windows are tinted gray to provide privacy for your passengers and protect them from the sun's heat, which also increases the AC unit's efficiency, thus saving on fuel consumption.





THE TECHNICAL EDGE

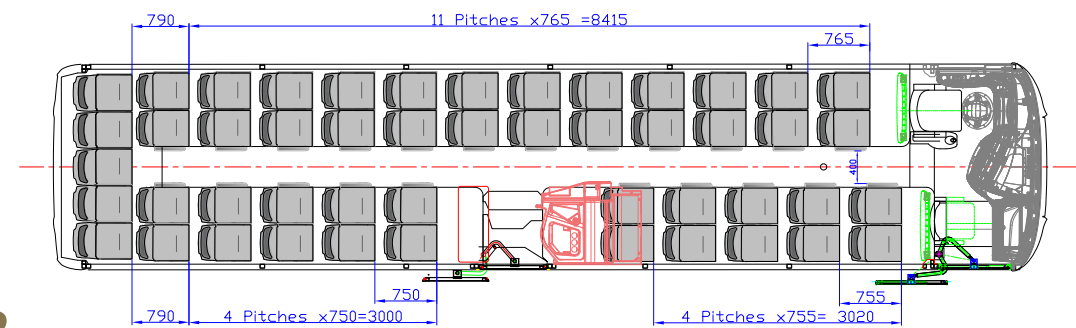
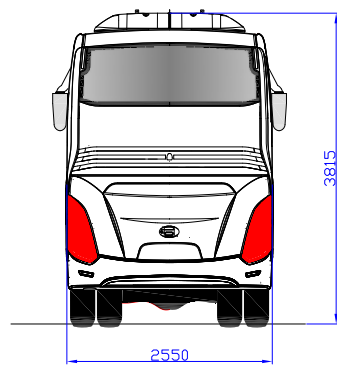
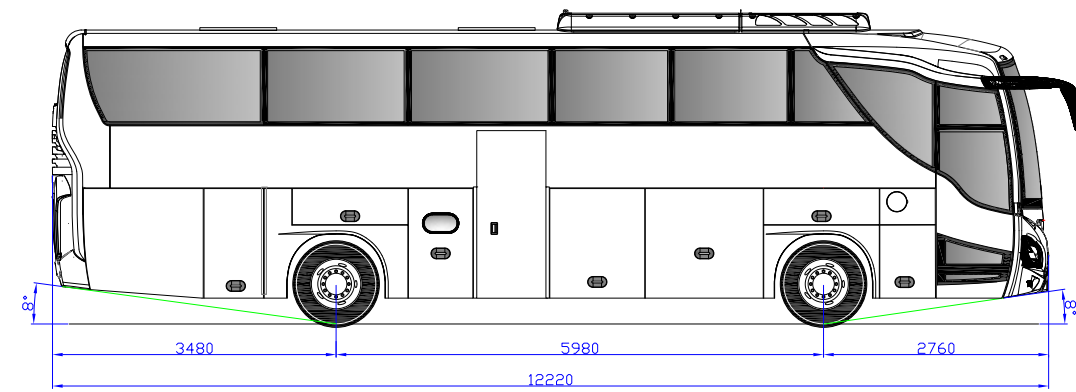
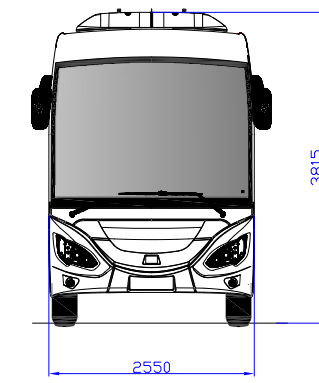
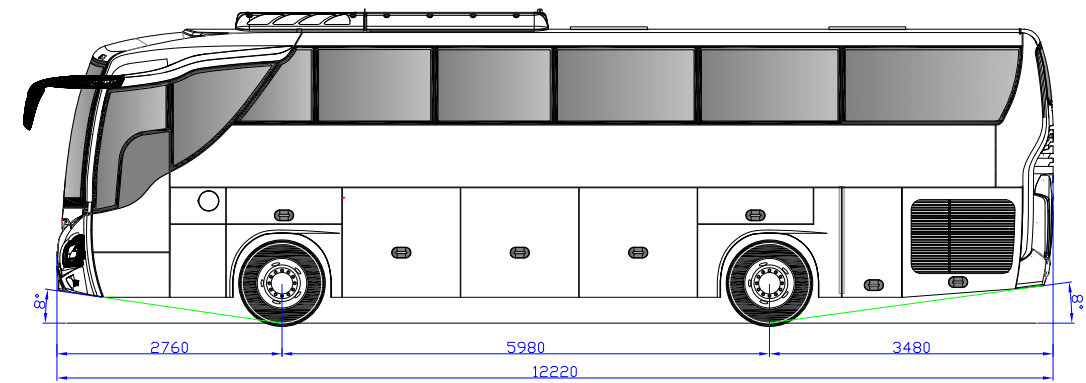
An intricate LED light system is among the perks you will admire in the Elite. It comprises two front and rear lamps designed and manufactured exclusively for MCV that complement its modern, attractive styling.

The luggage flap is equipped with interior & exterior LED light.

Inside, blue LED night lamps illuminate the gangway, imparting a psychologically soothing effect to the boarders.

The Elite is furnished with ultra comfy and luxurious seats with a min. of 750mm seat pitch, ensuring larger legroom.





LAYOUT & SPECIFICATIONS

MCV reserves the right to make modifications to design and equipment without notice. The images may contain extra or optional equipments.

CHASSIS

Category	Coach-Super High Deck
Chassis	Mercedes-Benz OC 500 RF 1942
GVW (Kg):	20000
Chassis Components	
Engine:	Mercedes-Benz OM 457LA
Cylinders/displacement (cm3):	6 / 11967
Type:	Vertical in-line 4-stroke diesel, Mercedes-Benz direct injection system turbo-charged engine with intercooler
Output (kW):	310 KW (421 hp) @ 2000 rpm
Torque:	1900 Nm @ 1100 rpm
Smoke Emission Standard:	Euro 3 (optional Euro 5)
Transmission	
	Automatic ZF Ecolife AP 6 speed
Steering	
	ZF 8098 power steering
Brake System	
	Dual circuit, full air system ABS/ASR/ESP
Parking Brake:	Spring loaded brake cylinder, acting on the rear wheels
Additional Brake:	Exhaust brake Flap in exhaust manifold plus top brake
Axles & Suspension	
	Air suspension, 2 front-4 rear air bellows, double acting shock absorbers, stabilizer front & rear.
Wheels	
Wheel Rims:	8.25 x 22.5
Wheel Tires:	295/80 R 22.5
Alternator (V/A)	
	28V/2x140 A
Batteries (V/Ah)	
	28V/2x225Ah
Fuel Tank Capacity (liters)	
	500 litres
Standard Features	
	Multifunction steering wheel
	Cruise control

BODY

Dimensions	
Wheelbase (mm):	5980 mm
Overall length (mm):	12220mm
Overall width (mm):	2550 mm
Overall height (mm):	with A/C: 3815 mm
Front overhang:	2760 mm
Rear overhang:	3480 mm
Capacity	
Passenger capacity:	a) 49 +1+1 (with toilet) b) 51 +1+1 (with Toilet)
Luggage Capacity :	Up to 13 cubic meter (without toilet & sleeping compartment)
Standard Body Features	
Type of Structure:	Welded closed steel profiles anti-rust treated by rich zinc paint
Insulation:	Effective insulation against heat & sound
Passenger Doors:	Plug doors on the right hand side, front & center door, electro-pneumatic actuation
Side Windows:	Fixed single tempered glass (tinted grey 80%)
Driver Window:	Powered tempered glass window
Roof Hatches:	2 Roof hatches with multi position opening (emergency type)
Passenger Seats:	Seats are equipped with 2 point seat belt, USB chargers, news net, service table & foot rest
Driver Seat:	Pneumatic with 3 points seat belt
Co-Driver Seat:	3P safety belt, cushion locking system & foldable arm rest
Mirrors:	Two electrically operated heated external mirrors
Windscreen:	One piece panoramic view laminated windscreen (with tinted upper green)
Air Conditioning:	Roof mounted A/C driven by bus engine 38 Kw, demister evaporator unit 7 Kw & sleeping compartment unit 7 Kw (optional)
Heating System:	Demister, side convectors & sleeping compartment heater (optional)
Interior Lighting:	Two LED continuous lights for passenger area, LED spot light for driver & on access doors area
Accessories	
	A/V system with two 19" LED monitors (front & middle), 7" touch screen monitor for driver, integrated microphone and loud speakers
	Roof system with air duct & parcel rack, personal units and include two luggage flaps
	Toilet
	Fridge integrated in dashboard 50L
	3 Camera system: front interior saloon, interior center door & exterior rear view camera with monitor at driver position
	Electric sun visor for windscreen & manual sunvisor for driver side
	Exterior LED side light for the luggage area
	Rear parking sensors / digital clock / rim covers
Optional Equipment	
	Kitchenette with 55L fridge
	Driver's sleeping compartment / double glazing / aluminium rims



www.mcv-eg.com